






NAME _____ DATE _____

DATA AND GRAPHS

Record data with tally charts, picture graphs tables.

1. In a class students are asked about their favorite fruits. Use the following data to answer the questions.

FRUITS

Peach	Kiwi	Strawberry
		

1. How many students like peach? ____.
2. How many students like kiwi? ____.
3. How many students like strawberry? ____.
4. How many total number of students were asked about their favorite fruits?
_____.